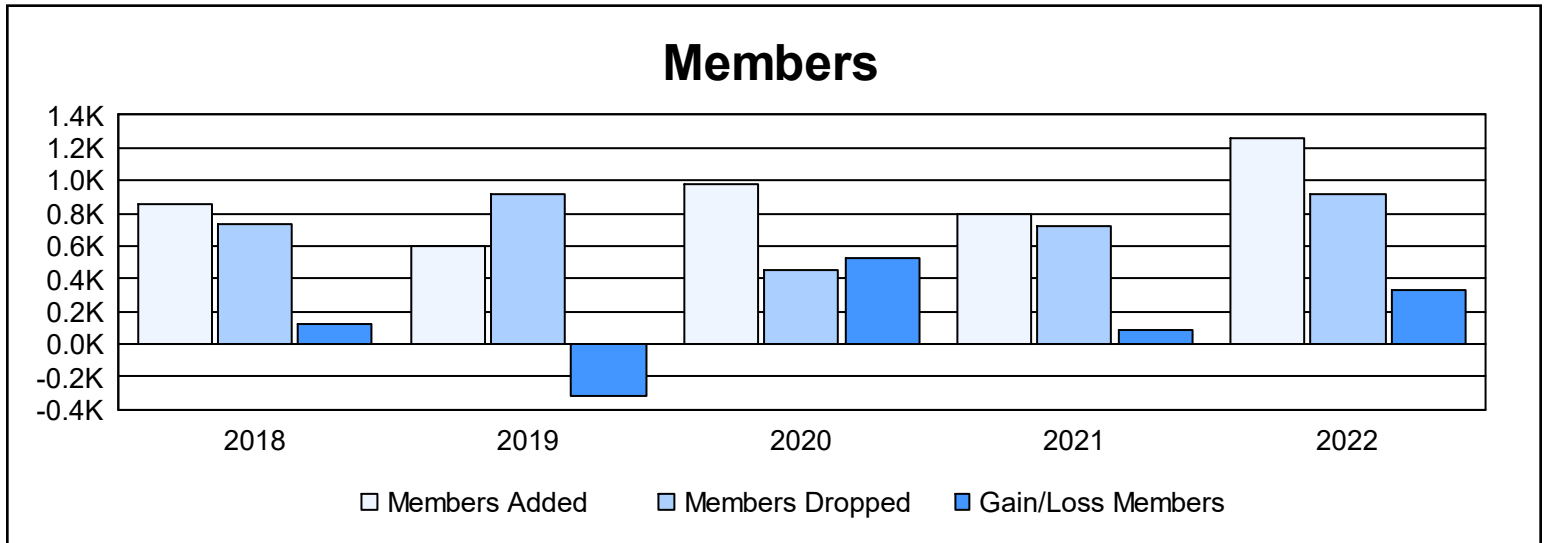
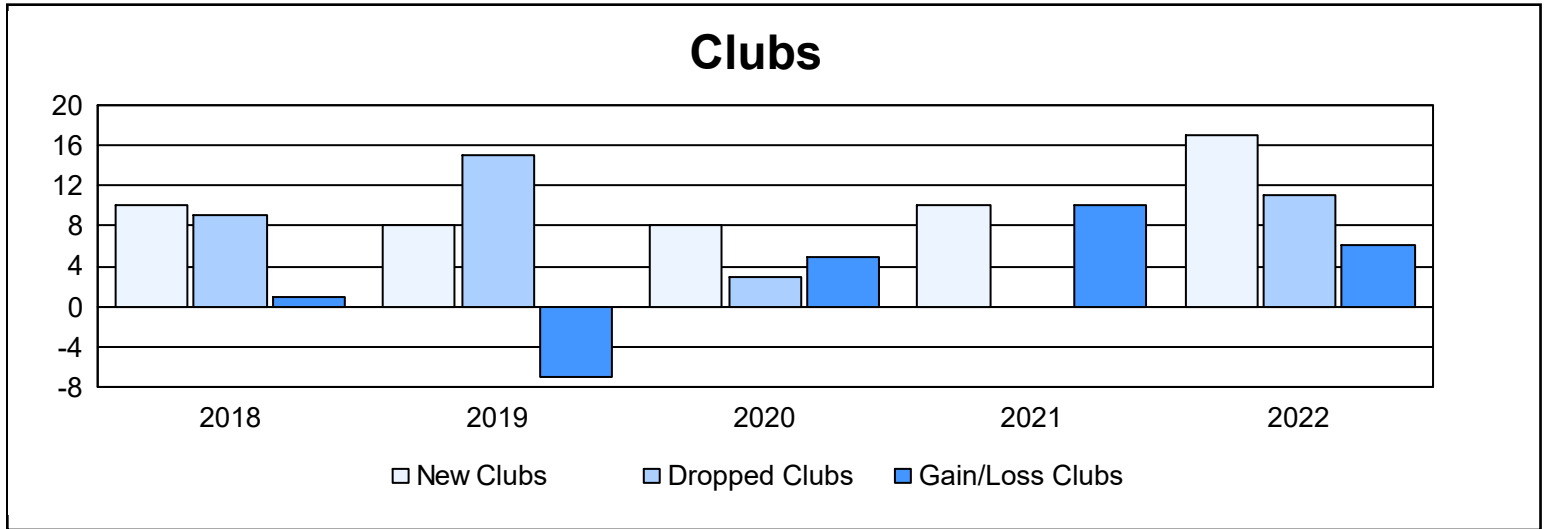
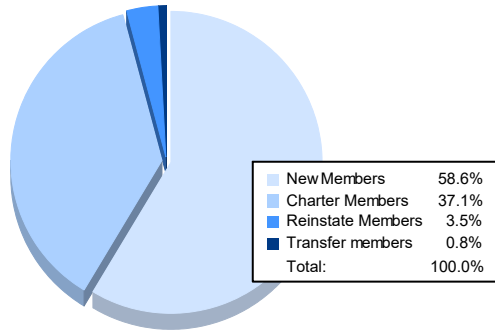


Year	New Clubs	Dropped Clubs	Gain/ Loss Clubs	New Members	Charter Members	Reinstate Members	Transfer Members	Total Member Added	Total Members Dropped	Gain/ Loss Members
2017-2018	10	9	1	560	244	51	1	856	730	126
2018-2019	8	15	-7	352	219	19	4	594	916	-322
2019-2020	8	3	5	632	300	37	8	977	452	525
2020-2021	10	0	10	479	256	54	11	800	716	84
2021-2022	17	11	6	738	467	44	10	1,259	923	336
<b>Average</b>	<b>11</b>	<b>8</b>	<b>3</b>	<b>552</b>	<b>297</b>	<b>41</b>	<b>7</b>	<b>897</b>	<b>747</b>	<b>150</b>



### Membership Composition June 2022 Cumulative



### Gender Composition June 2022 Cumulative

